

Graphic Organizers

Est. Time: 30–40 Minutes

Objective

Understand how graphic organizers can help students organize information, process information, see the relationships between ideas, and more easily understand, remember, and apply information.

Overview

Many students, particularly those with learning disabilities (LD) and attention-deficit/hyperactivity disorder (ADHD), have difficulty processing information. More specifically, they might have trouble connecting new ideas and concepts to their prior knowledge, identifying main ideas and important pieces of information, and ignoring irrelevant information. **Graphic organizers**—a visual aid designed to help students organize and comprehend substantial amounts of text and content information—can help these students more easily process information.

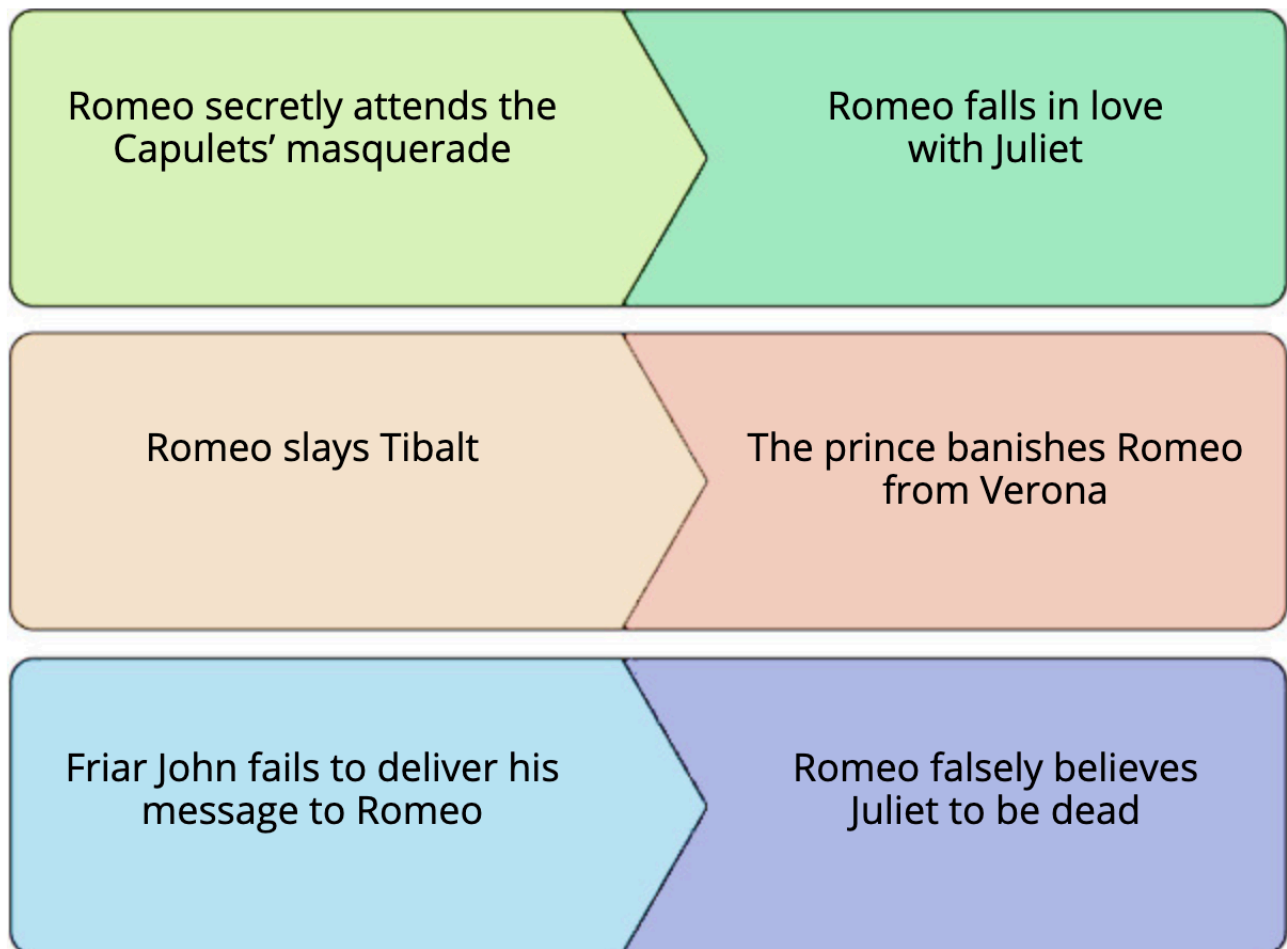
Although there are many kinds of graphic organizers, often students with LD and ADHD will use the same type of graphic organizer (e.g., web) for every situation. It is important for teachers to select those that will best convey the information and relationships they wish their students to learn and to explicitly teach students how to use them.

On the pages to follow, you will find descriptions of five different types of graphic organizers, each with a different purpose, and two examples of each type.

Graphic Organizers

Cause and Effect

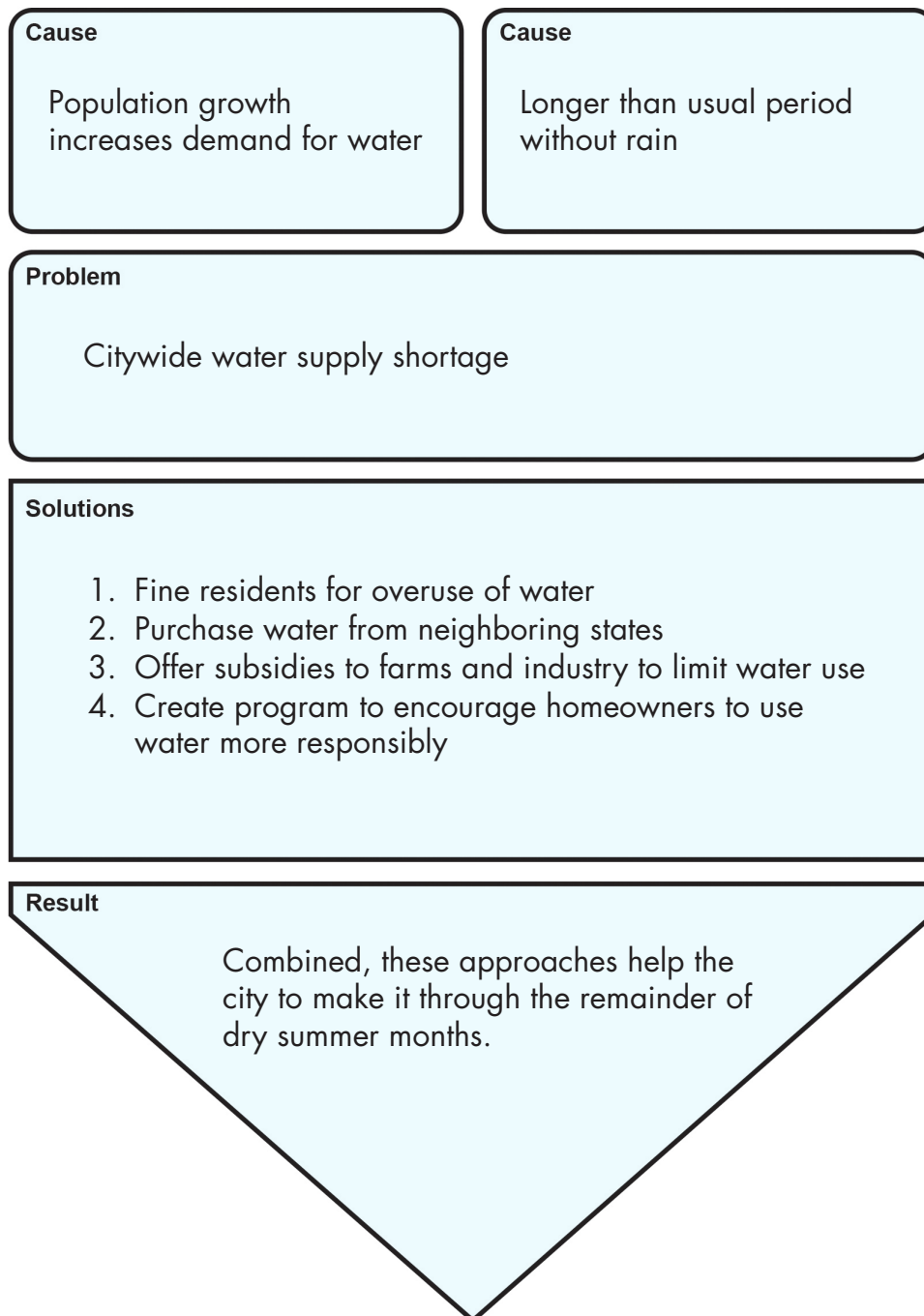
Cause and effect chain: Students can use this type of graphic organizer to clarify the relationship between specific events and the outcomes deriving from them, thus illustrating the concepts of consequences, inevitability, and causality.



Graphic Organizers

Cause and Effect [CONT]

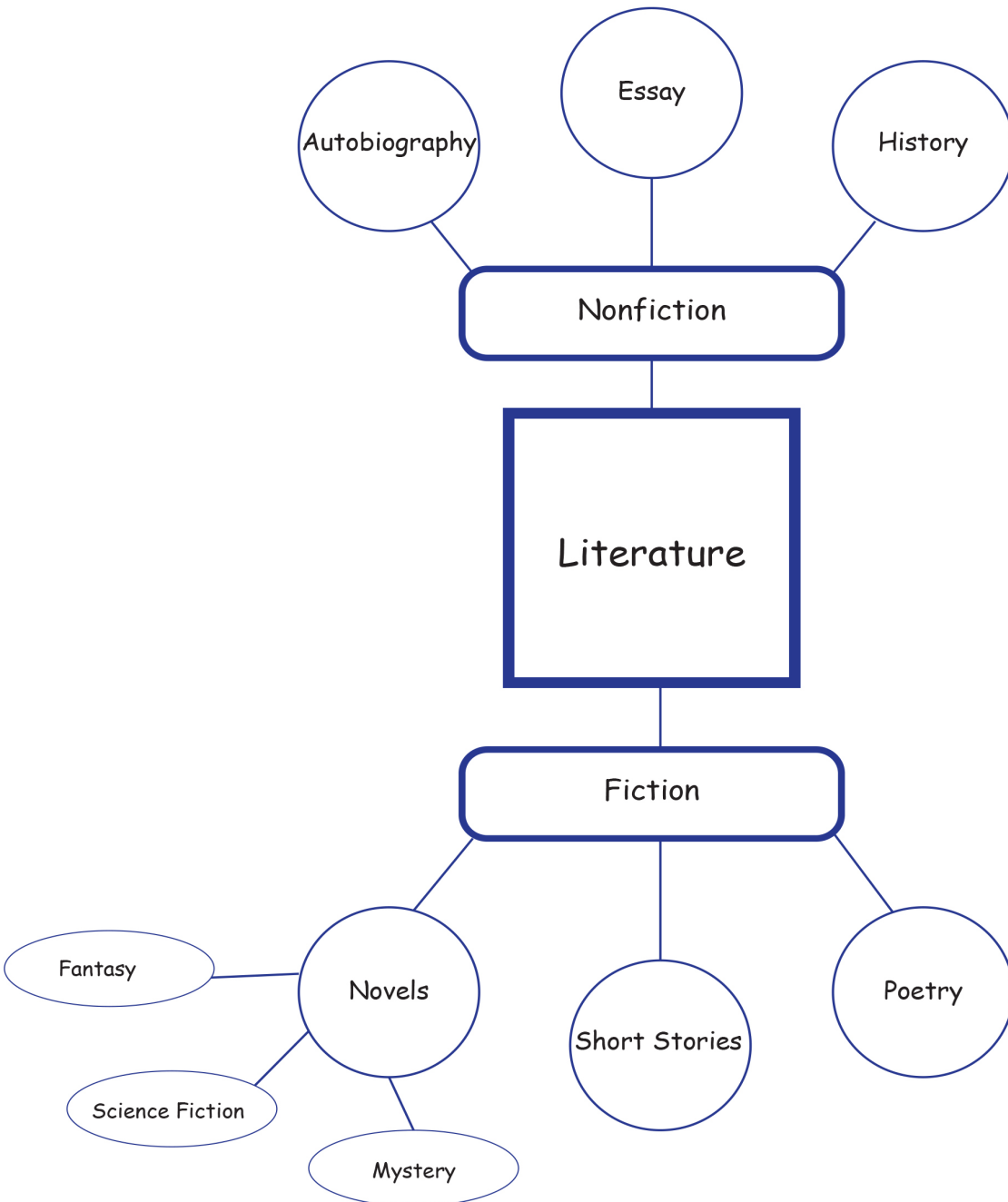
Problem-and-solution map: Obstacles, hindrances, and malfunctions often have a number of different possible solutions, and this type of graphic organizer can be an effective way to help students better visualize which of those will be most effective.



Graphic Organizers

Classifying

Web: Students can use a web to categorize or classify items.



Graphic Organizers

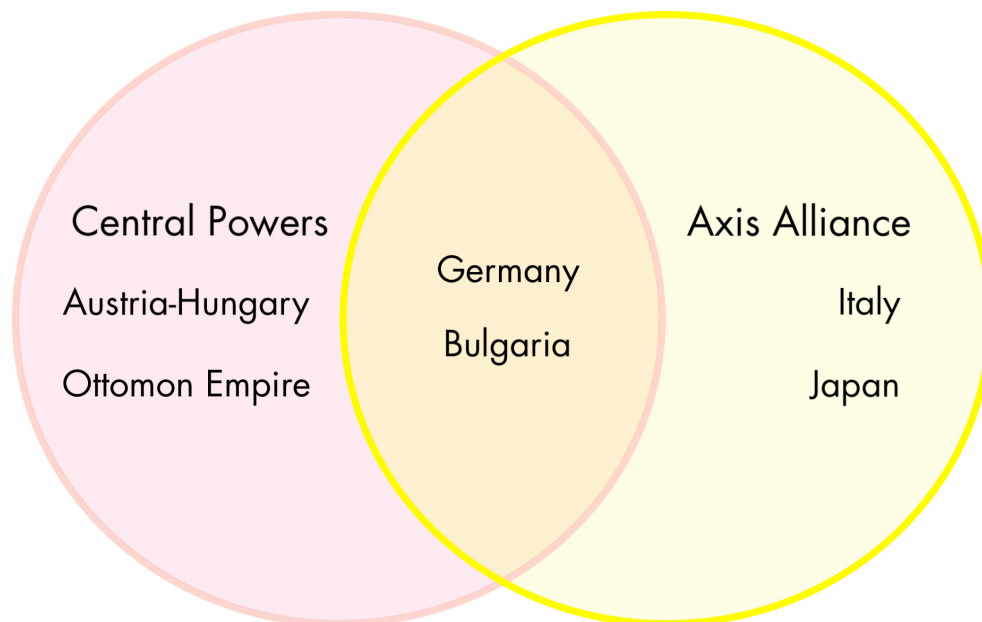
Classifying [CONT]

Classification table: Students can use this simple organizer to sort or classify information or objects into different categories.

| Types of Rocks with Examples | | |
|---|--|--|
| Igneous | Sedimentary | Metamorphic |
| Obsidian Basalt Pumice Granite Mica Quartz | Sandstone Shale Fossils Limestone Gypsum | Slate Marble Quartzite Schist Gneiss |

Comparing and Contrasting

Venn diagram: Named after their creator, Venn diagrams are a type of graphic organizer used to show the overlapping relationships between various categories of ideas, things, events, mathematical expressions, or logical concepts.



Graphic Organizers

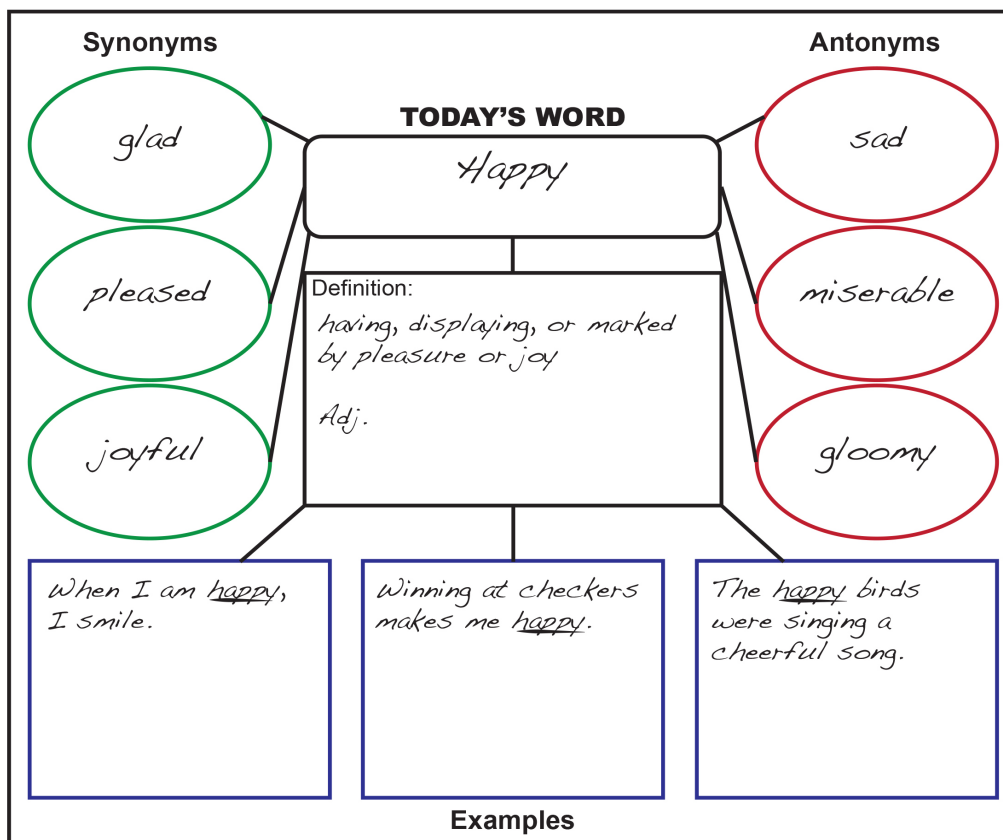
Comparing and Contrasting [CONT]

Compare-contrast matrix: Students can use this type of graphic organizer to clarify what is the same and what is different about the selected people, places, or objects.

| Attribute | Japan | China |
|---------------------|--|--------------------|
| Government | Unitary Parliament/ Constitutional Monarchy | Single-Party State |
| Official Language | Japanese | Mandarin |
| Population | 127 Million | 1.35 Billion |
| Geographic Location | Asia | Asia |

Describing

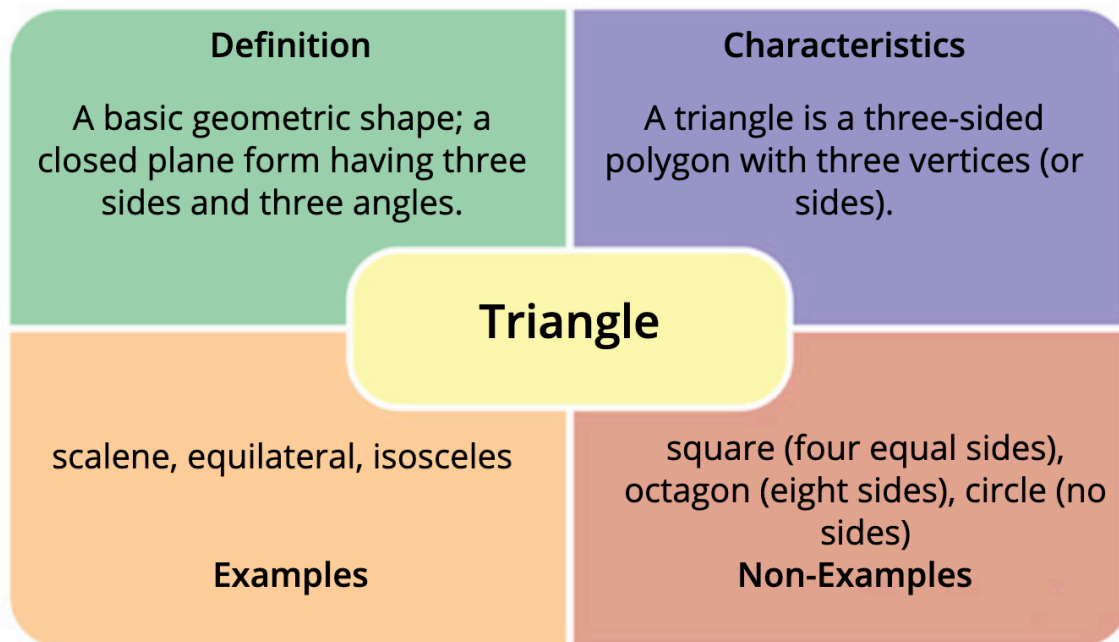
Word web: Word webs are graphic organizers that help students to better understand a key vocabulary term by connecting it to related terms.



Graphic Organizers

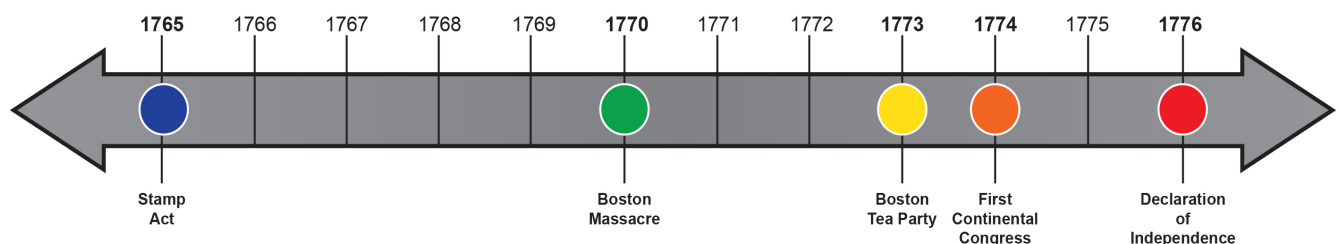
Describing [CONT]

Framer Model: This type of graphic organizer is used to help students develop more comprehensive vocabulary skills by offering a definition, characteristics, examples, and non-examples of a given person, place, event, or thing.



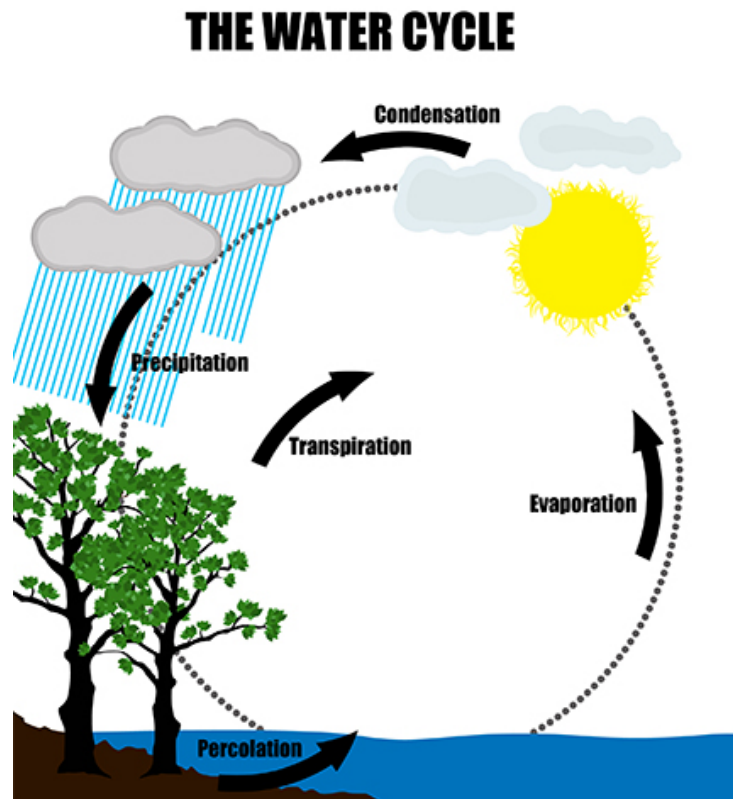
Sequencing

Timeline: This simple and familiar type of graphic organizer arranges events in chronological order to help students better grasp the relationship between historical occurrences or developments.



Sequencing [CONT]

Cycle: This variety of graphic organizer can help students to more fully comprehend series of events or phenomena that take on recurrent patterns.


Activity

1. Use a graphic organizer to organize the information about the five types of graphic organizers described above.
2. Ms. Draper’s 3rd-grade class is beginning a lesson on the difference between butterflies and moths. Select one type of graphic organizer that she can use to achieve this goal and explain why you chose it.
3. Mr. Gaikward, a high school geography teacher, wants his students to understand the social and economic importance of erosion and to consider how people can prevent erosion. Select one type of graphic organizer that he can use to meet this objective and explain why you chose it.
4. Given the grade level and subject content that you are teaching (or will be teaching), describe one topic for which you would use a sequencing graphic organizer. Explain why you chose this type of graphic organizer.